


ELECTRIC VEHICLE CHARGING OPTIONS



LEVEL 1

VOLTAGE
120V 1-phase AC

AMPS:
12-16 amps

CHARGING LOADS:
1.4 to 1.9kW

VEHICLE CHARGE TIME:
3-5 miles per hour

The AC level one charger uses a standard household outlet. A full charge could take up to two days. This is not recommended for a permanent charging option but can be used if visiting a residence without an EV charger.

LEVEL 2

VOLTAGE
280V or 240 V 1-phase AC

AMPS:
12-80 amps (typ. 32 amps)

CHARGING LOADS:
2.5 to 19.2kW (typ. 6.6kW)

VEHICLE CHARGE TIME:
10-20 miles per hour

20+ for some EV models

The AC level two chargers are what most EV owners use to charge at home. It is a good idea to speak to an electrician when adding an EV charger of any size. LREC sells 7.7, 10, and 11.5 kW chargers through the Energy Wise MN store.

LEVEL 3

VOLTAGE
280V or 480 V 3-phase AC

AMPS:
<100 amps

CHARGING LOADS:
50-350kW

VEHICLE CHARGE TIME:
60-80 miles in 20 minutes

The DC level three fast charger are commercial chargers typically found at businesses and fuel stations.

Sources: Advanced Energy and Environmental Protection Agency

INTERESTED IN VIEWING EV CHARGING STATIONS IN MINNESOTA? VISIT WWW.PLUGSHARE.COM

ELECTRIC VS GASOLINE COST COMPARISON

Annual Fuel Cost: \$305.25

- 93 MPGe*
- 37 kWh/100mi
- 2.0¢ ETS avg cost per mile
- 4.4¢ ToU avg cost per mile



FORD MACH-E

SUBARU OUTBACK

Annual Fuel Cost: \$1,944

- 28 MPG
- 3.6 gal/100mi
- 13.0¢ avg cost per mile



FORD F-150 LIGHTNING

Annual Fuel Cost: \$396.00

- 76 MPGe*
- 48 kWh/100mi
- 2.6¢ ETS avg cost per mile
- 5.7¢ ToU avg cost per mile



FORD F-150

Annual Fuel Cost: \$2,700

- 20 MPG
- 5 gal/100mi
- 18.0¢ avg cost per mile



TOYOTA RAV4 PRIME (PHEV)

Annual Fuel Cost: \$427.00

- 89 MPGe*
- 36 kWh/100mi
- 0.0015 gal/100mi
- 2.4¢ ETS + gas avg cost per mile
- 2.9¢ PHEV + gas avg cost per mile



TOYOTA RAV4

Annual Fuel Cost: \$1,836

- 29 MPG
- 3.4 gal/100mi
- 12.2¢ avg cost per mile



The annual fuel cost is based off an average of 15,000 miles driven a year.

**Miles per gallon equivalent | LREC's ETS rate is \$0.055/kWh | LREC's weighted ToU average rate is \$0.118/kWh | LREC's PHEV rate is \$0.068/kWh.*

LREC is an equal opportunity provider and employer.

- » EPA-est. 265 miles of range
- » Electric all-wheel drive
- » Magneride suspension
- » 480 horsepower
- » 600 lb.-ft./814 Nm torque
- » 0-60 mph in 3.8 seconds

extended-range battery stats



- » EPA-est. 320 miles of range
- » Electric all-wheel drive
- » 580 horsepower
- » 775 lb.-ft./814 Nm torque
- » 0-60 mph in 4.0 seconds
- » 10,000lb towing capacity

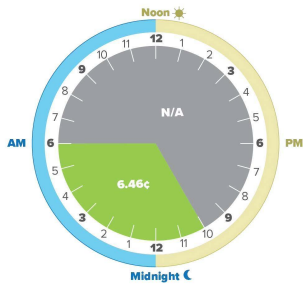
extended-range battery stats



PLUG IN WITH LREC

LREC offers three rate options: *time-of-use*, *storage*, and *plug-in hybrid electric vehicle (PHEV)*. The time-of-use rate allows members to choose what time they charge their EV and how much they want to pay. The storage rate has predetermined charging times set by LREC and is the lowest cost option. The PHEV charging rate remains the same at all times but is controlled with LREC's dual fuel program, which is approximately 3.5 days/month for 4.5 hours of control. Utilizing these rate options requires a separate sub-metered circuit be installed to accommodate an Electric Vehicle Supply Equipment (EVSE) charging station.

ELECTRIC STORAGE RATE



ELECTRIC STORAGE RATE (EV setup)

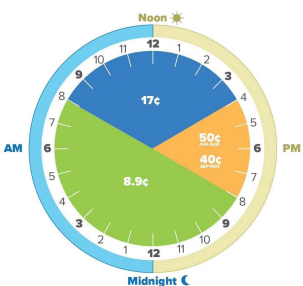
TIME	RATE
10:00pm–6:00am	6.46¢
6:00am–10:00pm	N/A

HYBRID RATE (PHEV setup)

TIME	RATE
Anytime	7.38¢

This rate is only for PHEV (Hybrid) setups.

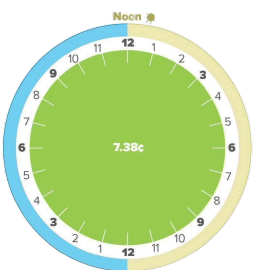
TIME-OF-USE RATE



TIME-OF-USE RATE (EV setup)

JUNE–AUGUST	MON	TUES	WED	THUR	FRI	SAT/SUN	HOLIDAYS
8:00pm–8:00am	8.90¢	8.90¢	8.90¢	8.90¢	8.90¢	8.90¢	8.90¢
8:00am–4:00pm	17.00¢	17.00¢	17.00¢	17.00¢	17.00¢	8.90¢	8.90¢
4:00pm–8:00pm	50.00¢	50.00¢	50.00¢	50.00¢	50.00¢	8.90¢	8.90¢
SEPTEMBER–MAY							
8:00pm–8:00am	8.90¢	8.90¢	8.90¢	8.90¢	8.90¢	8.90¢	8.90¢
8:00am–4:00pm	17.00¢	17.00¢	17.00¢	17.00¢	17.00¢	8.90¢	8.90¢
4:00pm–8:00pm	40.00¢	40.00¢	40.00¢	40.00¢	40.00¢	8.90¢	8.90¢

HYBRID RATE



EVSE REBATES

LREC's ChargeWise program offers a rebate of up to \$500 towards the installation of a Level 2 EVSE charging station when installed on one of LREC's EV rates. Information regarding the rebate can be found at www.lrec.coop/ev.